

Details of New Function & Update ver.3.54.0

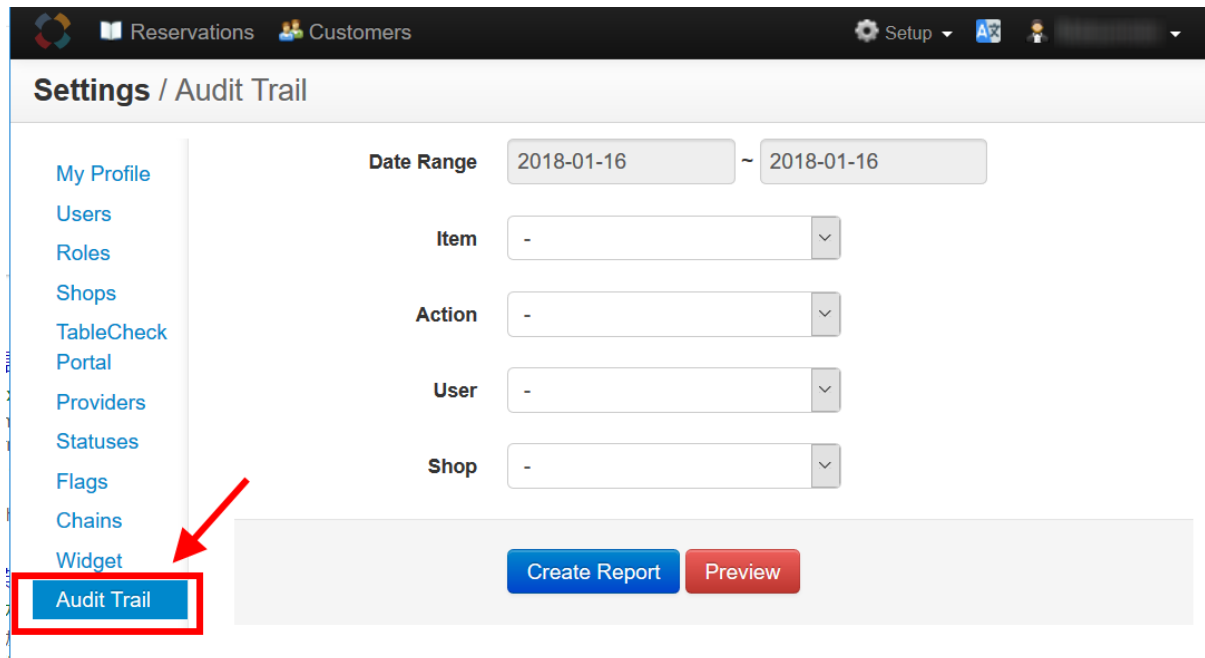
■[New Function ・ Update]

・ Audit trail: Export users' audit trail as data on TS1.0 (MAX duration 31 days)

Can export users' audit trail in Excel format from TS1.0.

Log in to TS1.0 → Audit Trail

※ **Can preview the date for over 31 days, but cannot export the report.**



Reservations Customers Setup

Settings / Audit Trail

Date Range 2018-01-16 ~ 2018-01-16

Item -

Action -

User -

Shop -

Create Report **Preview**

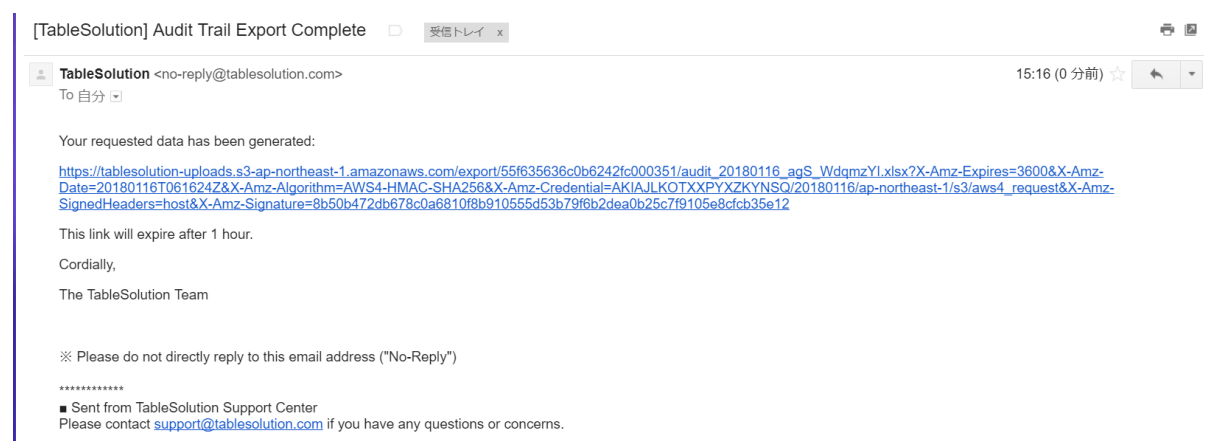
Set a Date Range and select each object from Item, Action, User, and Shop then press "Create Report" or "Preview".

【Create Report】

Download link will be sent to login account.

***The validity period is a week from the date.**

Please re-create the report if the validity period expires.



【Preview】

Can check the audit trail on the display

Settings / Audit Trail

My Profile
Users
Roles
Shops
TableCheck Portal
Providers
Statuses
Flags
Chains
Widget
Audit Trail

Date Range
2018-01-16 ~ 2018-01-16
Item
-
Action
-
User
-
Shop
-

Create Report
Preview

Time	Shop	User	Item	Action	Version	Changes
2018-01-16 13:36:58	-		User	Update	4	Changed Language from "ja" to "en"
2018-01-16 12:46:01	-		User	Update	264	Changed Language from "ko" to "ja"
2018-01-16 12:45:46	-		User	Update	263	Changed Language from "en" to "ko"
2018-01-16 12:44:06	-		User	Update	262	Changed Language from "ja" to "en"

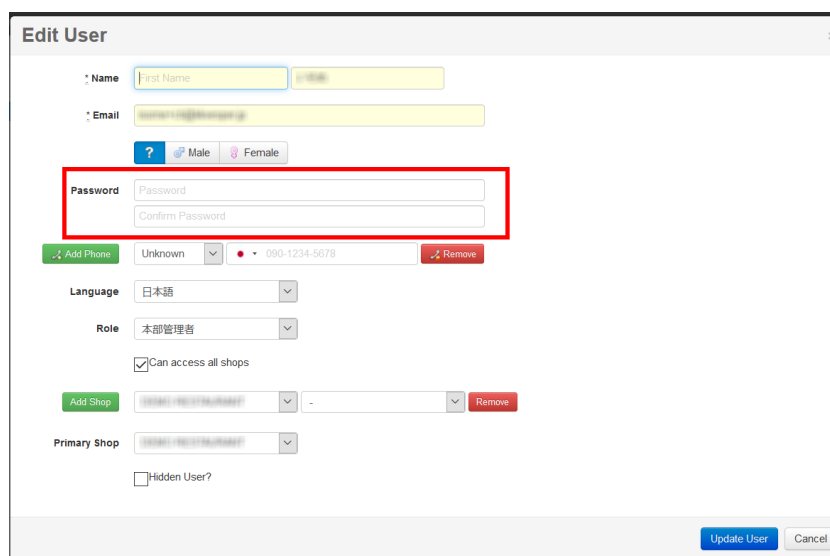
• Role setting: Modify other user' passwords (need extra role setting)

Log in to TS1.0 → Users → Edit the user

※To be enable this function, need another setup from TS1.0.

Will mention how to setup later in this document.

Add new password (8 characters or more) twice and press update User.

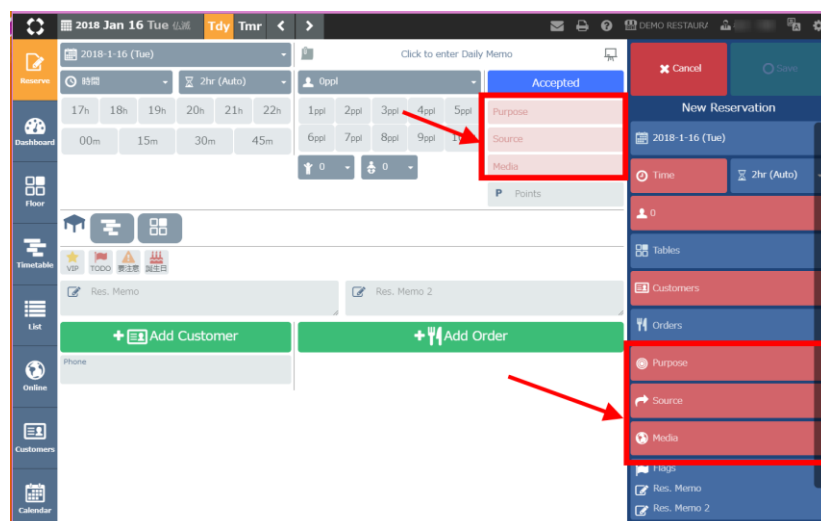


• It requires to input Purpose, Source, and Media when creating reservation

※To be enable this function, need another setup from TS1.0.

Will mention how to setup later in this document.

Everytime create a reservation, it can be set as a required item in the sidebar.



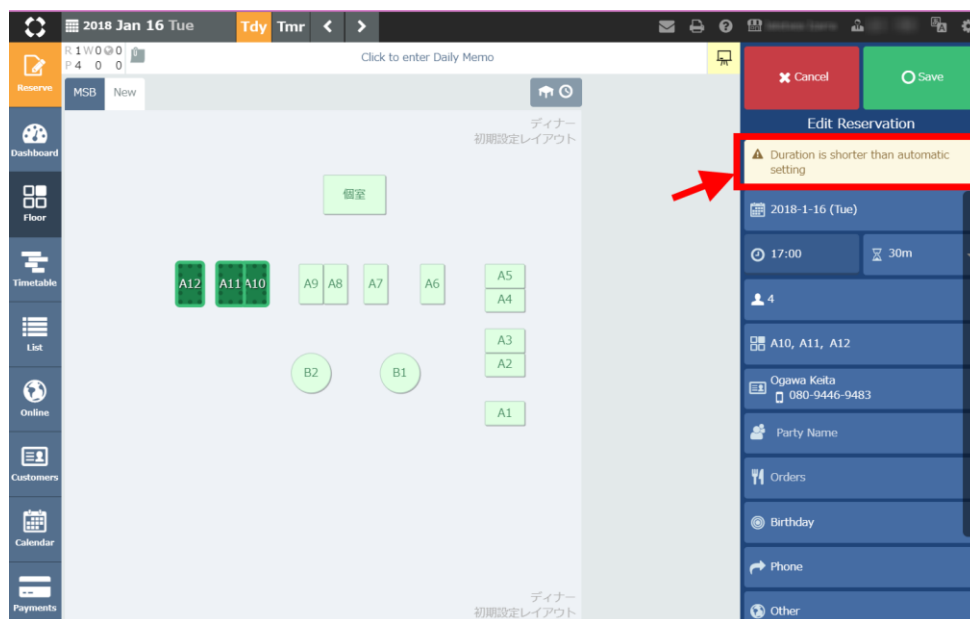
• Add mandatory setting: Purpose, Source, and Media at reservation creation in TS

Alerts are now displayed when creating reservations shorter than setting time of Reservation Duration. This allows you to check with an alert when creating unintentionally short bookings.

※To be enable this function, need another setup from TS1.0.

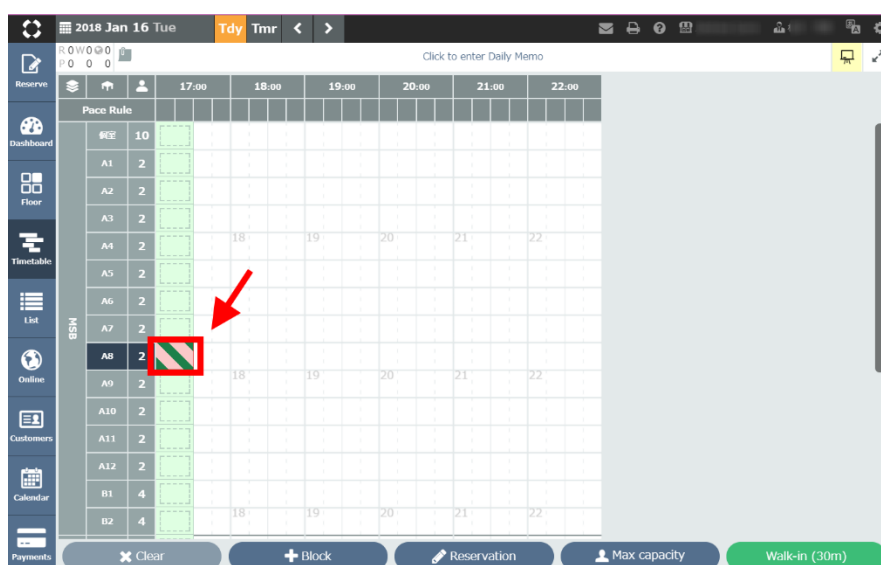
Will mention how to setup later in this document.

Floor view




Timetable view

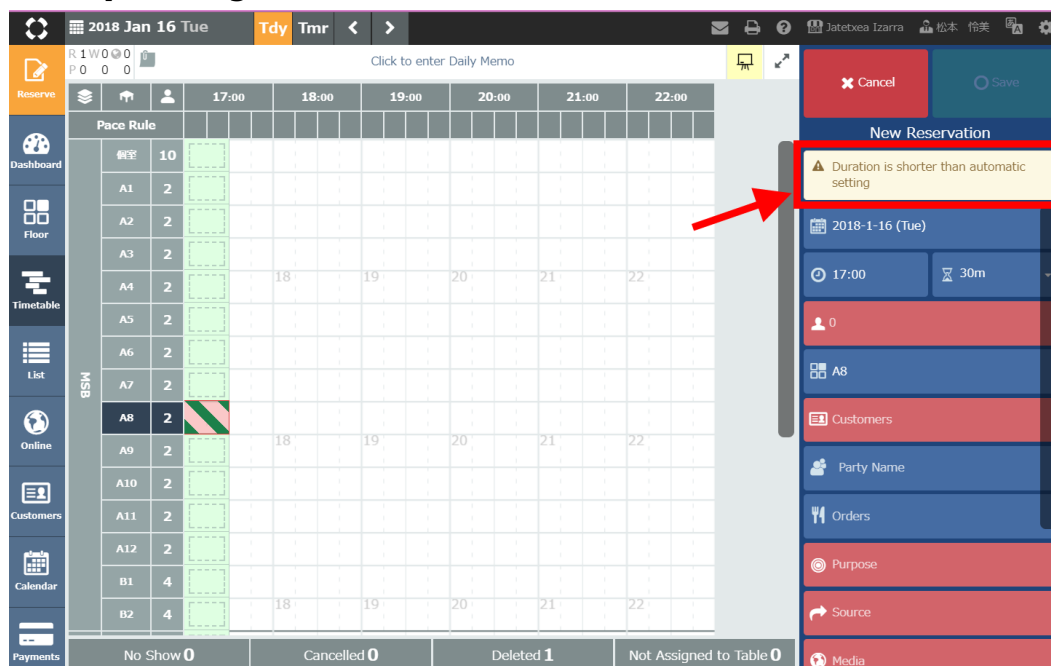
• Choose a table



▪ After pressing Reservation button



▪ After pressing "Yes"



The screenshot shows the VESPER reservation management interface. The main area is a grid for reservations, with columns for time slots (17:00, 18:00, 19:00, 20:00, 21:00, 22:00) and rows for tables (A1, A2, A3, A4, A5, A6, A7, A8, A9, A10, A11, A12, B1, B2). A red arrow points to a warning message in the 'New Reservation' sidebar:

⚠ Duration is shorter than automatic setting

The sidebar also shows the date '2018-1-16 (Tue)', time '17:00', duration '30m', and various reservation details like 'Customers', 'Party Name', 'Orders', 'Purpose', 'Source', and 'Media'.

• **Add new search option: Order, POS Check, and Payment**

(*Partly limited to option usage: POS integration, credit card)

Additional Items

Order : Price, Total

POS Integration : Avg Spend per Pax, Price, Total

(need an option contract for POS Integration)

Payment : Avg Spend per Pax

(need an option contract for credit card)

Search

Clear

Sex

♂ ♀

Age Range

Nothing selected

Language

Nothing selected

Sales Rep

Nothing selected

Parent Shop

Nothing selected

Social

Username

Created At

Date ~ Date

Updated At

Date ~ Date

Event

Nothing selected

Event Months

Nothing selected

Event Date

Date ~ Date

Address

Country

Postal Code

Region

City

Membership

Member ID

Membership

Nothing selected

Membership Tier

Nothing selected

Points

Start Date

Date ~ Date

Expiry Date

Date ~ Date

Order

Menu Category

Menu Item

Qty

Price

Total

POS Check

Menu Category

Menu Item

Qty

Currency

Local Currency

Lifetime Total

Avg Spend

Avg Spend per Pax

Last Spend

Price

Total

Payment

Currency

Local Currency

Lifetime Total

Avg Spend

Avg Spend per Pax

Last Spend

• Enhanced security: use complicated password for TableCheck account

Enhanced password for TableCheck users when creating TableCheck account.

• Add menu setting: selecting display language of menu on TableCheck

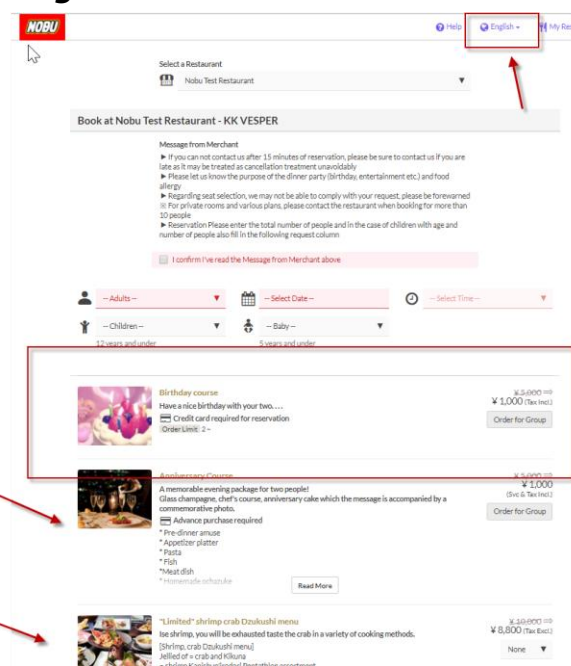
Add menu setting: selecting display language of menu on TableCheck
It is now possible to separate menus which to be displayed or hidden by language.

※Pre-setting is required for use. Please contact support for the set up.

Japanese



English



■[Settings]

< < Modify other user passwords > >

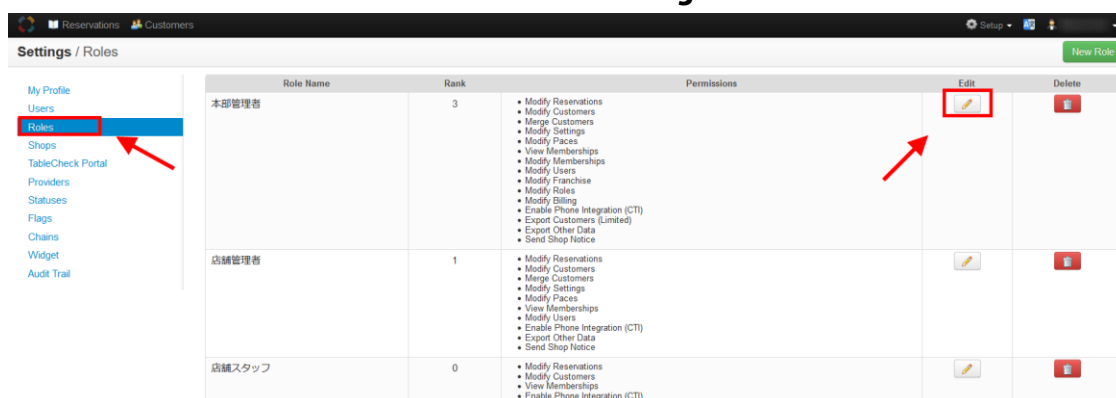
1. Login to TS 1.0 settings
2. Roles – Edit items to which want to grant the role
3. Permissions – Enable option : Modify user passwords
※Please contact support if you need further assistance.







4. Login to TS 1.0 settings

https://production.tablesolution.com/app/users/sign_in

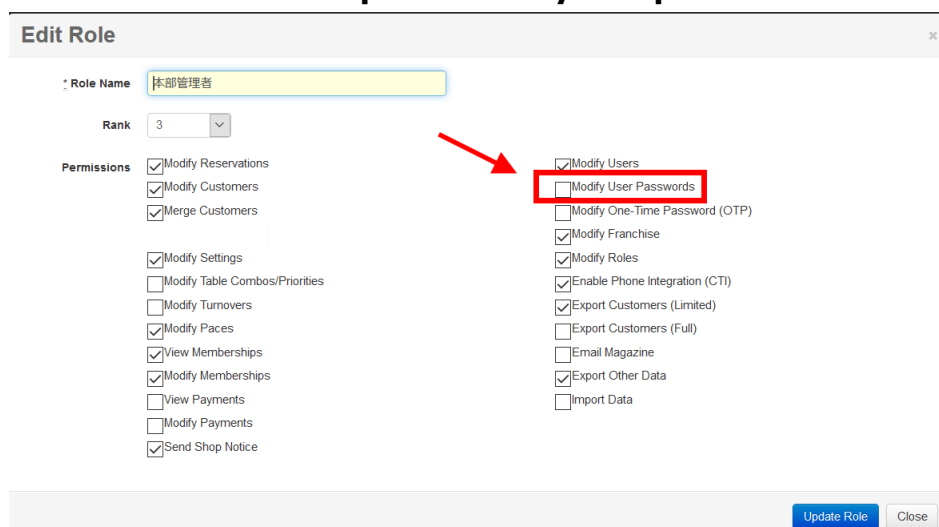
※Login required for users with edit authority for store settings

2. Roles – Edit items to which want to grant the role



Role Name	Rank	Permissions	Edit	Delete
本部管理者	3	<ul style="list-style-type: none"> • Modify Reservations • Modify Customers • Merge Customers • Modify Settings • Modify Places • View Memberships • Modify Memberships • Modify Users • Modify Franchise • Modify Roles • Modify Billing • Enable Phone Integration (CTI) • Export Customers (Limited) • Export Other Data • Send Shop Notice 		
店舗管理者	1	<ul style="list-style-type: none"> • Modify Reservations • Modify Customers • Merge Customers • Modify Settings • Modify Places • View Memberships • Modify Users • Enable Phone Integration (CTI) • Export Other Data • Send Shop Notice 		
店舗スタッフ	0	<ul style="list-style-type: none"> • Modify Reservations • Modify Customers • View Memberships • Enable Phone Integration (CTI) 		

3. Permissions – Enable option : Modify user passwords



Role Name

本部管理者

Rank

3

Permissions

☒ Modify Reservations
 ☒ Modify Customers
 ☒ Merge Customers
 ☒ Modify Settings
 ☐ Modify Table Combos/Priorities
 ☐ Modify Turnovers
 ☒ Modify Places
 ☒ View Memberships
 ☒ Modify Memberships
 ☐ View Payments
 ☐ Modify Payments
 ☒ Send Shop Notice

☒ Modify Users
☐ Modify User Passwords
☐ Modify One-Time Password (OTP)
☒ Modify Franchise
☒ Modify Roles
☒ Enable Phone Integration (CTI)
☒ Export Customers (Limited)
☐ Export Customers (Full)
☐ Email Magazine
☒ Export Other Data
☐ Import Data

Update Role

Close

<< Add mandatory setting: Purpose, Seource, and Media at reservation creation in TS >>

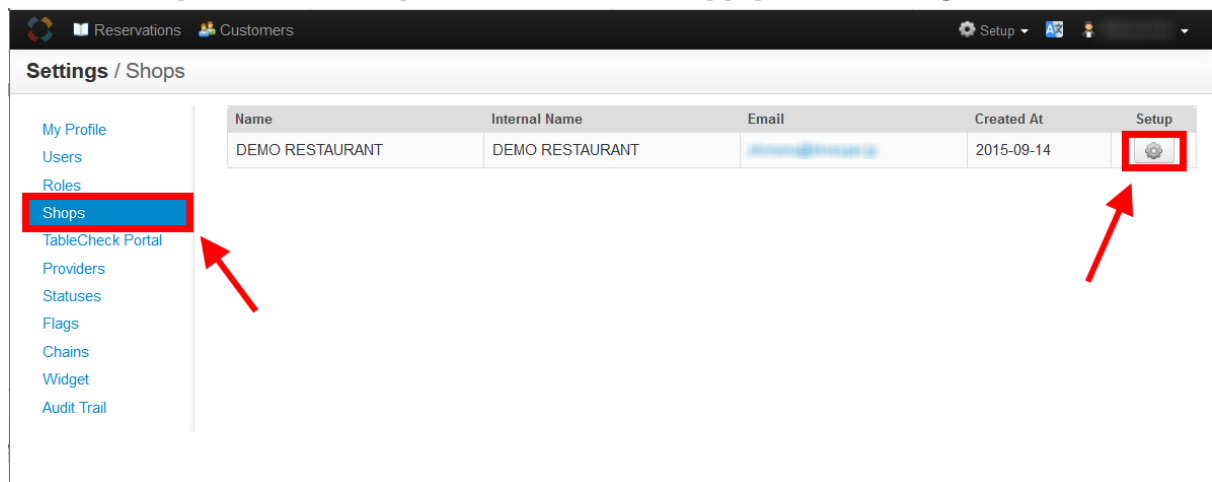
1. Login to TS 1.0 settings
 2. Shops – Edit shop to which want to apply this setting
 3. App – Option : Enable following item
 - Require Purpose on Reservation Form
 - Require Source on Reservation Form
 - Require Media on Reservation Form
- ※Please contact support if you need further assistance.

1. Login to TS 1.0 settings

https://production.tablesolution.com/app/users/sign_in

※Login required for users with edit authority for store settings

2. Shops - Edit shop to which want to apply this setting



3. App – Option : Enable following item

Edit Shop
Contact
App
Online

* Reservation Duration
2hr

☒ Require User on Reservation Form

☒ Require Customer on Reservation Form

☒ Require Purpose on Reservation Form

☒ Require Source on Reservation Form

☒ Require Media on Reservation Form

☒ Show Rokuyo (Rokki) on Calendar

☐ Show Status Before Reservation

☐ Show Status After Reservation

☐ Show Reservation Party Name

☐ Show Reservation Memo 2 before Memo

☐ Prompt for Reservation Phone

☐ TS Show Pace Rules

☐ TS Enforce Pace Rules

☒ TS Warn on Short Duration

Extra Reminder
-

Update Shop
Cancel

< < Enable alerts when creating reservations shorter than the setting time of Reservation Duration > >

1. Login to TS 1.0 settings
2. Shops – Edit shop to which want to apply this setting
3. App – Option : Enable following item

1. TS Login to TS 1.0 settings

https://production.tablesolution.com/app/users/sign_in

※Login required for users with edit authority for store settings

2. Shops – Edit shop to which want to apply this setting

Settings / Shops

- My Profile
- Users
- Roles
- Shops**
- TableCheck Portal
- Providers
- Statuses
- Flags
- Chains
- Widget
- Audit Trail

Name	Internal Name	Email	Created At	Setup
DEMO RESTAURANT	DEMO RESTAURANT	[redacted]	2015-09-14	

3. App – Option : Enable following item

Edit Shop

ContactAppOnline

Reservation Duration

2hr

☒ Require User on Reservation Form

☒ Require Customer on Reservation Form

☒ Require Purpose on Reservation Form

☒ Require Source on Reservation Form

☒ Require Media on Reservation Form

☒ Show Rokuyo (Rokki) on Calendar

☐ Show Status Before Reservation

☐ Show Status After Reservation

☐ Show Reservation Party Name

☐ Show Reservation Memo 2 before Memo

☐ Prompt for Reservation Phone

☐ TS Show Pace Rules

☐ TS Enforce Pace Rules

☒ TS Warn on Short Duration

Extra Reminder

-

Update Shop

Cancel

■TableSolution Support (Weekday 10:30~19:30 JST)

EMAIL : support@tablesolution.com